



ACOUSTIFEX™

Preamp and dual pickup system with effects

X2 DOUBLE®

User Guide

Kepma Acoustifex™ Onboard Preamp and Effects System By Double Acoustics

Real time studio-quality effects magic, no cable required

Kepma's new stunning Acoustifex™ Preamp/Effects system by Double Acoustics will absolutely blow your mind. Imagine playing your guitar in your living room, on the bus or at the beach and getting the sound of studio-quality post effects like reverb, delay and chorus without an amp, sound system or external effects. With Acoustifex, that's exactly what you get. Sound too good to be true? Read on...

AcoustiFex features a patent-pending design that employs a transducer coupled to the back of the guitar that uses the inertia of the original note to continue the acoustic wave's momentum in a sympathetic vibration. The wave is transferred into the wood of the guitar using the entire body to amplify the effect. The result is a rich, natural effect sound that you can completely control.

In addition, the onboard circuitry can enhance the sound to provide thick chorus effect and even a mind-blowing acoustic delay that is speed and depth adjustable.

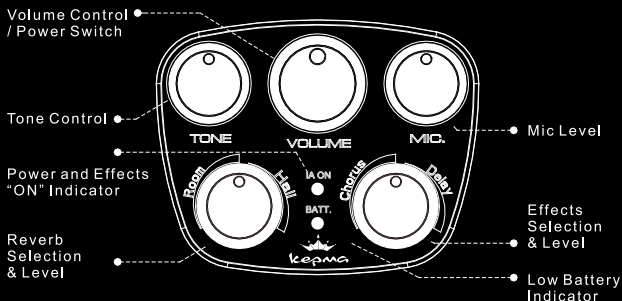
Go Live.

When you are ready to plug in and play live, the Acoustifex is a complete onboard acoustic preamp and effects system that uses two types of "pickups" to deliver pure acoustic magic — an under-saddle piezo for adding top end and crispness, and a full-frequency response condenser microphone to deliver the full, rich balanced acoustic sound. Each pickup features its own volume control to blend in the perfect mix of each. Acoustifex also features a tone control to fine-tune your EQ for the room or stage. With Acoustifex, playing live with true acoustic sound and lush studio effects has never been easier — simply plug in and play!

Eco-friendly Power.

Instead of burning through 9v and AA batteries and filling up landfills, Kepma's Acoustifex models are powered by rechargeable 18650 mega batteries — the same type of batteries designed for use in Tesla vehicles — that provide you with over 20 hours of playing time on a single charge! Plus, each Acoustifex model comes with a wall charger and additional battery so you're always ready to go and you'll never run out of juice.

Features & Controls



CONTROLS

VOLUME - Set the Volume rotary as high as possible, without causing distortion. In addition, Volume knob also acts as the power button. Press it for 2 seconds to turn on the system. When switched on, the green indicator LED lights up. Press it again to turn off the system. The LED will turn off.

TONE – The Tone knob adjusts the overall sound tonality. It functions as a bass and treble control simultaneously. Centering this knob provides a “flat” response defaults with minimal coloration. Adjust it counter clockwise to add clear and transparent trebles, without cutting bass frequencies. Turning it clockwise you will create a warm bass sound. Note the Tone control does not have an effect on the effects in a non-amplified mode.

MIC – The Mic level controls the output of the condenser microphone. When turned the clockwise, the level of the microphone blend increases. When turned counter clockwise, the level of the microphone will be turned down. If feedback from the amplifier occurs, move the guitar away from the amplifier, or reduce the microphone volume.

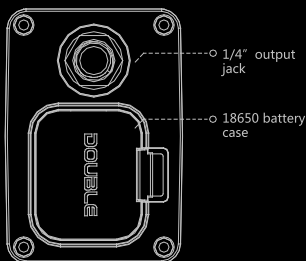
ROOM/HALL – This controls the type of reverb and intensity adjustment. Turning to the left creates a smaller “room” reverb effect while adjusting to the right increases the depth to a deeper reverb mode.

CHORUS/DELAY - This controls the type of Chorus/Delay and intensity adjustment. Turning to the left creates a variable depth of chorus effect while adjusting to the right increases the depth and delay time of the delay.

IA ON – Indicates the power is on and the system is active. When not using an amplifier, press the switch (VOLUME) more than 2 seconds, until the green LED lights; press switch again to turn off. When using with an amplifier, the preamp system automatically turns on when a 1/4" plug is connected. The DSP effects are enable and the green indicator LED light illuminates but the internal acoustic effects are turned off. The Reverb (ROOM/HALL) and Effect (CHORUS/DELAY) can now be externally amplified by using the Reverb and Effect controls. When turned counter clockwise, the system output keeps original preamp tone output, without any reverb or effect.

BATT- Low battery LED illuminates indicating time to recharge the battery.

Battery & Output

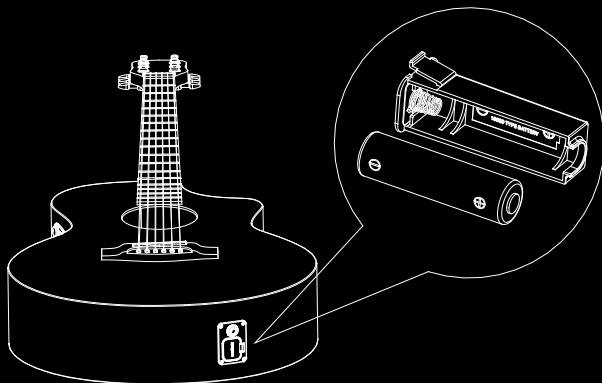


Acoustifex™ same frequency transmission preamp is equipped with an 18650 battery holder which includes the 1/4" output jack. Acoustifex™ is the first guitar preamplifier adopting 18650 mega-battery. To conserve the battery, unplug the instrument when not in use.

Battery case

The battery case is designed specifically for use with an 18650 battery. Place the battery inside the case with the proper polarity indicated with the +/-.

The 18650 battery is a rechargeable battery with large capacity and the system come with a standard 120V wall charger. When battery is low (indicated by the preamp battery indicator), recharge the battery with its recharger. Please note the +/- direction of the battery whe recharging. The recharger indicator lamp is red when recharging, and will turn green when battery is full.



Safety & Precautions

- 1) To maximize battery life and charge, unplug the instrument and turn off the system when not in use.
- 2) 18650 is a high-performance battery which is now a common battery and easy to Purchase replacements or spares. Make sure the replacement battery comes from a reputable manufacturer.
- 3) When purchasing new /additional batteries, make sure the capacity is at least 2500 mAh or more for prolonged playing time. Avoid fake and inferior batteries.
- 4) Do not throw or hit the battery or put the battery into a high temperature environment such as fire.
- 5) System comes with battery discharge protection technology. Do not use the battery as the power supply for other products to avoid over-discharge damage to the battery.
- 6) Please dispose of battery according to the waste management laws and methods. Always prevent pollution and protect the environment.

Kepma Guitars, USA
Nashville, TN
888-KEPMA-01
info@kepmausa.com



RoHS
Made in China